

Introductory sub-table (I)(a)

Name of the Company: **UNION QUALITY PLASTICS LIMITED**

Scrip Code, Name of the scrip, class of security: **526799**

Quarter ended: **30/09/2015**

	No. of partly paid-up shares	As a % of total no. of partly paid-up shares	As a % of total no. of shares of the company
Partly paid-up shares:-			
Held by promoter/promoter group	0	0.00	0.00
Held by public	0	0.00	0.00
Total	0	0.00	0.00
Outstanding convertible securities:-			
No. of outstanding securities			As a % of total no. of shares of the company, assuming full conversion of the convertible securities
Held by promoter/promoter group	0	0.00	0.00
Held by public	0	0.00	0.00
Total	0	0.00	0.00
Warrants:-			
No. of warrants			As a % of total no. of shares of the company, assuming full conversion of warrants
Held by promoter/promoter group	0	0.00	0.00
Held by public	0	0.00	0.00
Total	0	0.00	0.00
Total paid-up capital of the company, assuming full conversion of warrants and convertible securities	4835000	0.00	100.00




Statement Showing Shareholding Pattern




Category code	Category of Shareholder	Table (I)(a)					Total shareholding as a percentage of total number of shares		Shares Pledged or otherwise encumbered	
		Number of Shareholders	Total number of shares	Number of shares held in dematerialize	As a percentage of (A+B) ¹	As a percentage of (A+B+C)	Number of shares	As a percentage	As a percentage $X = \frac{(VIII)(IV) * 100}{(VII)}$	
		(III)	(IV)	(V)	(VI)	(VII)	(VIII)			
(I)	(II)									
(A)	Shareholding of Promoter and Promoter									
1	Indian									
(a)	Individuals/ Hindu Undivided Family	8	2100200	2098900	43.44	43.44	0	0.00		
(b)	Central Government/ State Government(s)	0	0	0	0.00	0.00	0	0.00		
(c)	Bodies Corporate	2	564800	564800	11.68	11.68	0	0.00		
(d)	Financial Institutions/ Banks	0	0	0	0.00	0.00	0	0.00		
(e)	Any Others(Specify)	0	0	0	0.00	0.00	0	0.00		
(e-i)	Directors/ Relatives	0	0	0	0.00	0.00	0	0.00		
(e-ii)	Group Companies	0	0	0	0.00	0.00	0	0.00		
(e-iii)	Trusts	0	0	0	0.00	0.00	0	0.00		
	Sub Total(A)(1)	10	2665000	2663700	55.12	55.12	0	0.00		
2	Foreign									
a	Individuals (Non-Residents Individuals/ Foreign Individuals)	0	0	0	0.00	0.00	0	0.00		
b	Bodies Corporate	0	0	0	0.00	0.00	0	0.00		
c	Institutions	0	0	0	0.00	0.00	0	0.00		
d	Qualified Foreign Investor	0	0	0	0.00	0.00	0	0.00		
e	Any Others(Specify)	0	0	0	0.00	0.00	0	0.00		
	Sub Total(A)(2)	0	0	0	0.00	0.00	0	0.00		
	Total Shareholding of Promoter and Promoter Group (A) = (A)(1)+(A)(2)	10	2665000	2663700	55.12	55.12	0	0.00		
(B)	Public shareholding									
1	Institutions									
(a)	Mutual Funds/ UTI	1	1400	0	0.03	0.03	0	0.00		
(b)	Financial Institutions/ Banks	0	0	0	0.00	0.00	0	0.00		
(c)	Central Government/ State Government(s)	0	0	0	0.00	0.00	0	0.00		
(d)	Venture Capital Funds	0	0	0	0.00	0.00	0	0.00		

(e)	Insurance Companies	0	0	0	0	0.00	0	0.00	0	0.00
(f)	Foreign Institutional Investors	0	0	0	0	0.00	0	0.00	0	0.00
(g)	Foreign Venture Capital Investors	0	0	0	0	0.00	0	0.00	0	0.00
(h)	Qualified Foreign Investor	0	0	0	0	0.00	0	0.00	0	0.00
(i)	Any Other (specify)	0	0	0	0	0.00	0	0.00	0	0.00
	Sub-Total (B)(1)	1	1400	0	0	0.03	0	0.03	0	0.00
B 2	Non-institutions									
(a)	Bodies Corporate	12	6067	567	0	0.13	0	0.13	0	0.00
(b)	Individuals	0	0	0	0	0.00	0	0.00	0	0.00
I	Individuals - i. Individual shareholders holding nominal share capital up to Rs 1 lakh	2330	1194482	65182	0	24.70	0	24.70	0	0.00
II	ii. Individual shareholders holding nominal share capital in excess of Rs. 1 lakh.	12	553700	175000	0	11.45	0	11.45	0	0.00
(c)	Qualified Foreign Investor	0	0	0	0	0.00	0	0.00	0	0.00
(d)	Any Other (specify)	0	0	0	0	0.00	0	0.00	0	0.00
(d-i)	Trusts	0	0	0	0	0.00	0	0.00	0	0.00
(d-ii)	Clearing Member	6	2751	2751	0	0.06	0	0.06	0	0.00
(d-iii)	Directors/ Relatives	0	0	0	0	0.00	0	0.00	0	0.00
(d-iv)	Employee	146	29100	0	0	0.60	0	0.60	0	0.00
(d-v)	Non Resident Indians (NRI)	93	375600	0	0	7.77	0	7.77	0	0.00
(d-vi)	Overseas Bodies Corporates	1	6900	0	0	0.14	0	0.14	0	0.00
(d-vii)	Unclaimed Dividend	0	0	0	0	0.00	0	0.00	0	0.00
	Sub-Total (B)(2)	2600	2168600	243500	0	44.85	0	44.85	0	0.00
(B)	Total Public Shareholding (B)= (B)(1)+(B)(2)	2601	2170000	243500	0	44.88	0	44.88	0	0.00
	TOTAL (A)+(B)	2611	4835000	2907200	0	100.00	0	100.00	0	0.00
(C)	Shares held by Custodians and against which Depository Receipts have been issued									
i)	Propromoters and Promoter Group	0	0	0	0	0.00	0	0.00	0	0.00
ii)	Public	0	0	0	0	0.00	0	0.00	0	0.00
	Sub Totals (c)	0	0	0	0	0.00	0	0.00	0	0.00
	GRAND TOTAL	2611	4835000	2907200	0	100.00	0	100.00	0	0.00


For Union Quality Plastics Limited





 Chandrakant Joge
 (Compliance Officer)

Sr.No	Notes
1	NAME, NUMBER OF SHARES HELD & PERCENTAGE OF ENTITIES/ PERSONS HOLDING MORE THAN 1% OF THE TOTAL SHARES OF THE COMPANY IS AS PER ANNEXURE.
2	
3	
4	
5	
6	
7	
8	
9	



(D)(b) Statement showing holding of securities (including shares, warrants, convertible securities) of persons belonging to the category "Promoter and Promoter Group"

Sr. No.	Name of the shareholder	Details of Shares held		Encumbered shares (*)		Details of warrants		Details of convertible securities		Total shares (including underlying shares assuming full conversion of warrants and convertible securities) as a % of diluted share capital	
		Number of shares held	As a % of grand total (A)+(B)+(C)	No.	As a percentage (VI)=(V)/(III)*100	As a % of grand total (A)+(B)+(C) of sub-clause (I)(a)	Number of warrants held	As a % of total warrants of the same class	Number of convertible securities held		As a % of total convertible securities of the same class
	(i)	(ii)	(iv)	(v)	(vi)	(vii)	(viii)	(ix)	(x)	(xi)	(xii)
1	QUSAI KATHAWALA	631700	13.07	0	0.00	0.00	0	0	0	0	0
2	ADAMJI INVESTMENT PVT. LTD.	539800	11.16	0	0.00	0.00	0	0	0	0	0
3	ZUZAR AHMEDALLY KATHAWALA	525000	10.86	0	0.00	0.00	0	0	0	0	0
4	AHMEDALLY G. KATHAWALA	362800	7.50	0	0.00	0.00	0	0	0	0	0
5	ZUZAR AHMEDALLY KATHAWALA	273900	5.66	0	0.00	0.00	0	0	0	0	0
6	DURRIYA A. KATHAWALA	145800	3.02	0	0.00	0.00	0	0	0	0	0
7	DURRIYA A. KATHAWALA	80500	1.66	0	0.00	0.00	0	0	0	0	0
8	QUSAI KATHAWALA	79200	1.64	0	0.00	0.00	0	0	0	0	0
9	A.K.PACKAGING PVT. LTD.	25000	0.52	0	0.00	0.00	0	0	0	0	0
10	ZOEB ABBAS SARIA POONA WALA	1300	0.03	0	0.00	0.00	0	0	0	0	0
TOTAL		2665000	55.12	0	0.00	0.00	0	0	0	0	0

For Union Quality Plastics Limited



Chandrakant Jogee
(Compliance Officer)

(D)(c)(i) Statement showing holding of securities (including shares, warrants, convertible securities) of persons belonging to the category "Public" and holding more than 1% of the total number of shares

Sr. No.	Name of the shareholder	Number of shares held	Shares as a percentage of total number of shares {i.e., Grand Total (A)+(B)+(C) indicated in Statement at para (D)(a) above}	Details of warrants		Details of convertible securities		Total shares (including underlying shares assuming full conversion of warrants and convertible securities) as a % of diluted share capital
				Number of warrants held	As a % total number of warrants of the same class	Number of convertible securities held	% w.r.t total number of convertible securities of the same class	
1	MADHUBEN DHIRAJI L. GANDHI	175000	3.62	0	0	0	0	0
2	RAJKUMAR SINGH	138000	2.85	0	0	0	0	0
3	MOHAMMED SIDDIQUE ABDUL GAFFAR	100000	2.07	0	0	0	0	0
4	GOPI R. DIDWANIA	99000	2.05	0	0	0	0	0
5	ASHADEVI	70000	1.45	0	0	0	0	0
6	NIRUPAMA SHAH	53100	1.10	0	0	0	0	0
	TOTAL	635100	13.14	0	0	0	0	0

For Union Quality Plastics Limited



Chandrakant Jogle
(Compliance Officer)

(D)(c)(ii) Statement showing holding of securities (including shares, warrants, convertible securities) of persons (together with PAC) belonging to the category "Public" and holding more than 5% of the total number of shares of the company

Sr. No.	Name(s) of the shareholder(s) and the Persons Acting in Concert (PAC) with them	Number of shares	Shares as a percentage of total number of shares {i.e., Grand Total (A)+(B)+(C) indicated in Statement at para (D)(a) above}	Details of warrants		Details of convertible securities		Total shares (including underlying shares assuming full conversion of warrants and convertible securities) as a % of diluted share capital
				Number of warrants	As a % total number of warrants of the same class	Number of convertible securities held	% w.r.t total number of convertible securities of the same class	

For Union Quality Plastics Limited



Chandrakant Joge
(Compliance Officer)

(D)(d) Statement showing details of locked-in shares

Sr. No.	Name of the shareholder	Number of locked-in shares	Locked-in shares as a percentage of total number of shares {i.e., Grand Total (A)+(B)+(C) indicated in Statement at para (I)(a) above}
1	AT	0	0.00
2	AT	0	0.00
TOTAL		0	0.00

For Union Quality Plastics Limited



Chandrakant Joge
Chandrakant Joge
(Compliance Officer)

(II)(a) Statement showing details of Depository Receipts (DRs)

Sr. No.	Type of outstanding DR (ADRs, GDRs, SDRs, etc.)	Number of outstanding DRs	Number of shares underlying outstanding DRs	Shares underlying outstanding DRs as a percentage of total number of shares {i.e., Grand Total (A)+(B)+(C) indicated in Statement at para (I)(a) above}
TOTAL		0	0	0.00



For Union Quality Plastics Limited
 Chandrakant Joge
 (Compliance Officer)

(II)(b) Statement showing holding of Depository Receipts (DRs), where underlying shares held by "promoter/promoter group" are in excess of 1% of the total number of shares

Sr. No.	Name of the DR Holder	Type of outstanding DR (ADRs, GDRs, SDRs, etc.)	Number of shares underlying outstanding DRs	Shares underlying outstanding DRs as a percentage of total number of shares (i.e., Grand Total (A)+(B)+(C) indicated in Statement at para (I)(a) above}
			0	0.00
TOTAL				

For Union Quality Plastics Limited



Chandrakant Joge
 Chandrakant Joge
 (Compliance Officer)